



Trice Medical

Patients are looking for an immediate answer to their injury. Start the conversation with mi-eye.

High out-of-pocket costs for medical care are forcing patients to take an active role in where to spend their money. These patients are ready for the mi-eye conversation. Patients trust their physician's opinions on their care.

With mi-eye, the average patient is back to their active life **at least 2 weeks sooner**† than when choosing an MRI.


FDA INDICATION FOR USE:

mi-eye 2 is indicated for use in diagnostic and operative arthroscopic and endoscopic procedures to provide illumination and visualization of an interior cavity of the body through a natural or surgical opening.


* Based on 300 survey respondents

† Based on estimated time-frame from radiology testing and results, including follow-up consultation


mi-eye 2™




86% value a diagnosis within the first office visit



95% value real-time diagnosis over cost



89% prefer mi-eye over MRI, given the benefits of both



86% defer their treatment decision to their physician's recommendation